

# Toilet Roll Shepherd

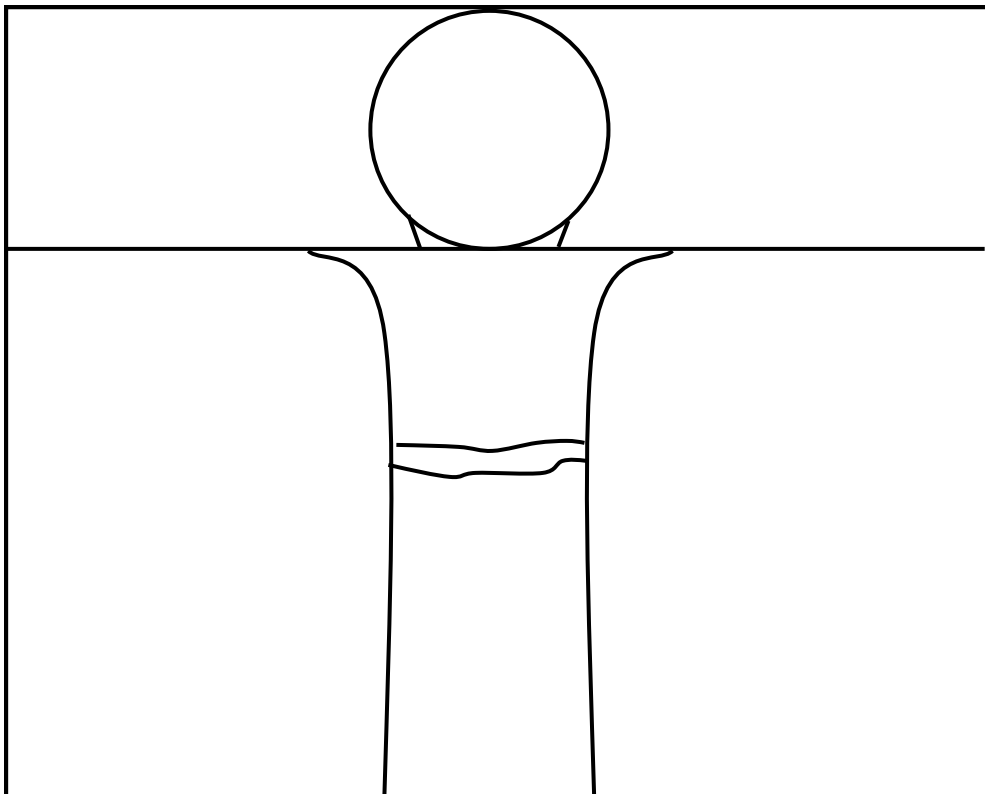
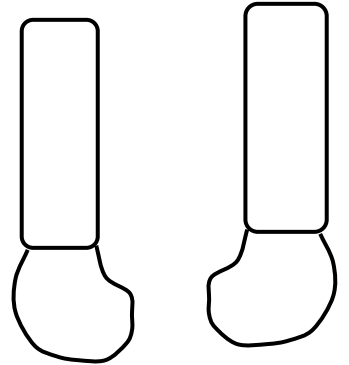
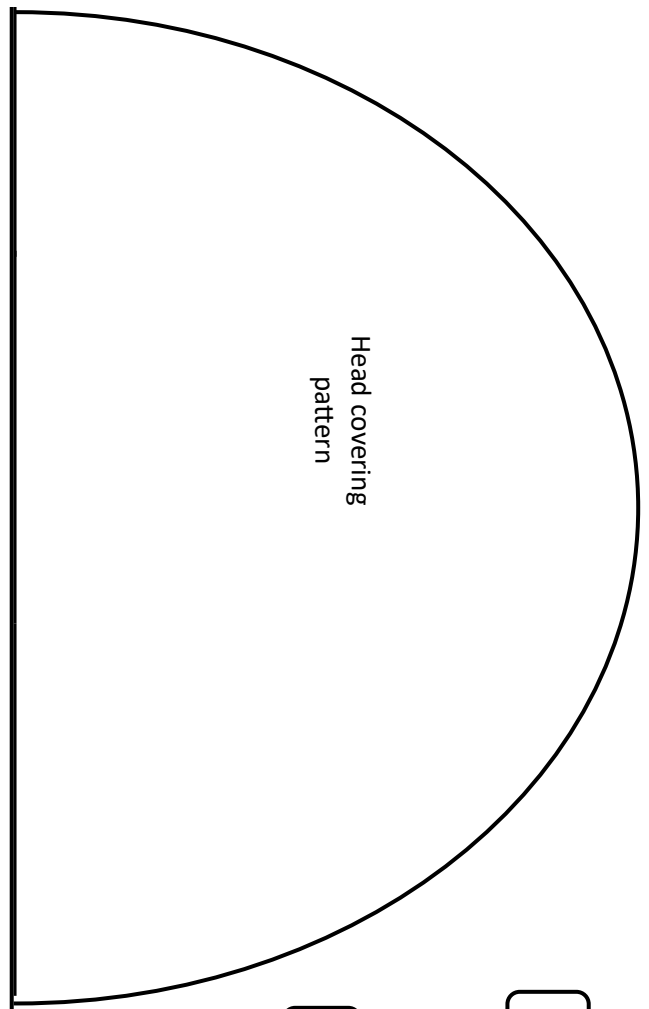
## You will need:

- cardboard roll
- shepherd, arms and head covering patterns printed on paper
- chenille sticks
- paper towels
- extra paper or card
- coloured pencils, textas, crayons
- glue
- scissors

## What to do:

- Colour the shepherd pattern, draw in a face and hair, and then cut it out and glue it to the cardboard tube.
- Trace the arms onto cardboard, colour them to match the shepherd's clothing, cut them out and glue onto the sides of the body.
- Cut out the head covering pattern and trace it onto a paper towel. Colour the paper towel head covering shape with crayons and then glue it to the top of the tube. The straight part of the pattern goes in the front.
- Cut a chenille stick a little longer than the cardboard tube and bend one end to make a shepherd's crook. Glue the crook to the shepherd's hand. *Alternative:* cut a crook from cardboard if you have no chenille sticks.

Make some cotton wool ball sheep to follow the shepherd. (*see next page*).



**Extra idea:** Make a green pasture 3D picture:

On a piece of green cardboard draw a stream, flowers etc. to make a meadow, and place the shepherd and sheep on it.

Find a small decorative cup and fill it with goodies: chocolates, sweets, sweet biscuits. Place it on the meadow and write: 'My cup overflows.'

Write a verse from Psalm 23 around the edge.

See the next page for more ideas and the words of the psalm.

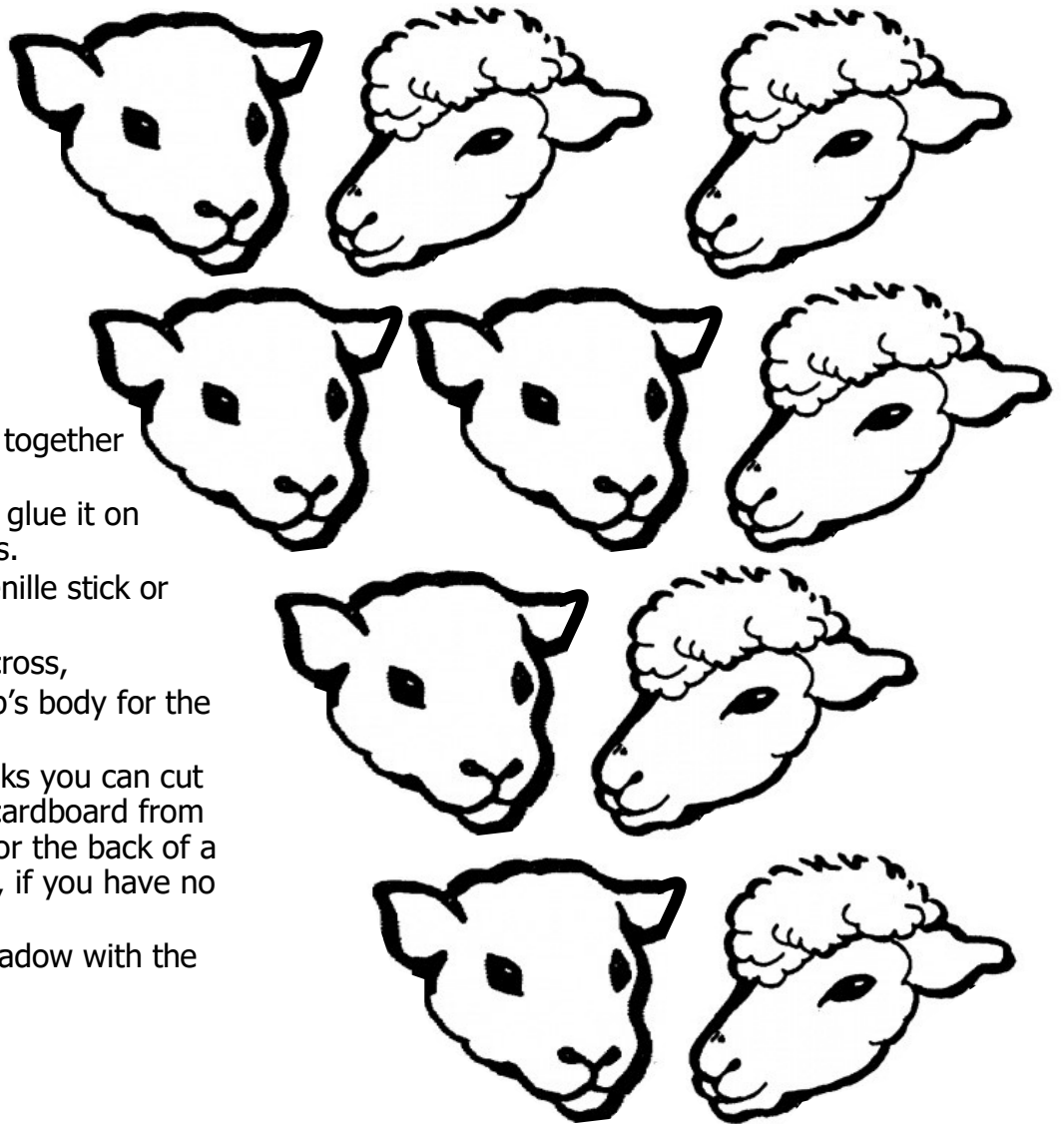
# Fluffy Sheep

## You will need:

- cotton wool balls
- sheep faces
- chenille sticks
- glue

## What to do:

- Glue two cotton wool balls together for the sheep's body.
- Cut out a sheep's face and glue it on the front of the cotton balls.
- Cut 2 x 5cm lengths of chenille stick or cardboard.
- Twist or glue them into a cross,
- Glue them under the sheep's body for the legs.
- If you have no chenille sticks you can cut legs from cardboard. Use cardboard from a biscuit or cereal packet, or the back of a birthday or Christmas card, if you have no other cardboard.
- Place the sheep on the meadow with the shepherd.



# Psalm 23 Treasures

Add something to the meadow for some of the verses in Psalm 23::

1. The LORD is my shepherd, I shall not want. (Shepherd)
2. He makes me lie down in green pastures, he leads me beside quiet waters, (draw steam on the green A4 card)
3. He restores my soul. (Add flowers etc.) He guides me in paths of righteousness for his name's sake. (Find a picture of someone whom God has provided to teach you the right way to live, or a picture of the Bible.)
4. Even though I walk through the valley of the shadow of death, I will fear no evil, for you are with me; your rod and your staff, they comfort me. (Shepherd's crook)
5. You prepare a table before me in the presence of my enemies.  
You anoint my head with oil; my cup overflows. (Cup filled with goodies)
6. Surely goodness and mercy (love) will follow me all the days of my life, and I will dwell in the house of the LORD forever. (Love heart)